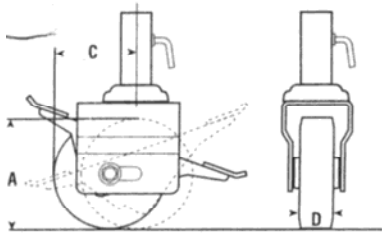


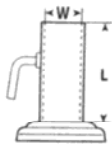
# SJE series

Zero offset scaffold castors, conform to DIN 4422: HD 1004: 1992 and BS 1139: part 3: 1994.



A	B	C	D	Static load	Wheel Type	Swivel	Fittings available			Brakes avl.		
							Catalogue reference basic castor	Insert into basic castor reference			Add to basic Castor ref.	
5" 125	160	165	40	500	NYLON	☐	SJE 125 NY0G...	...SC2	...B21	...T33	BX4	B
			40	500	RUBBER TYRED	☐	SJE 125 RU0G...	...SC2	...B21	...T33	BX4	B
			45	600	NYTHANE	☐	SJE 125 NTOE...	...SC2	...B21	...T33	BX4	B
6" 150	190	165	45	820	NYLON	☐	SJE 150 NY05...	...SC2	...B21	...T33	BX4	B
			45	820	RUBBER TYRED	☐	SJE 150 RU05...	...SC2	...BP2	...T33	BX4	B
			45	600	NYTHANE	☐	SJE 150 NTOE..	...SC2	...B21	...T33	BX4	B
8" 200	240	165	50	820	NYLON	☐	SJE 200 NY05...	...SC2	...B21	...T33	BX4	B
			50	1000	NYLON	☐	SJE 200 NY0E...	...SC2	...B21	...T33	BX4	B
			50	820	RUBBER TYRED	☐	SJE 200 RU05...	...SC2	...B21	...T33	BX4	B
			55	820	NYTHANE	☐	SJE 200 NTOE...	...SC2	...B21	...T33	BX4	B

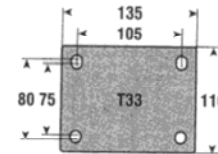
**Example:** An SJE scaffold castor with 200 diameter Nythane wheel, plug top fitting and a single pedal brake would have the reference **SJE 200 NTOE B21 BX4**




Fitting ref.	W	L
SC2	50.8 (2")	101



Fitting ref.	W	L
B21	38.3 (1.51")	52.5



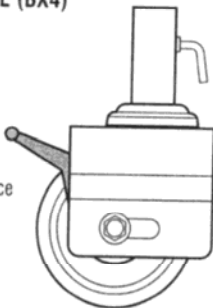
Fitting ref.	Holes suit bolt
T33	10



## SINGLE PEDAL (BX4)

A single ended operating pedal

Add suffix **BX4** to catalogue reference



## DOUBLE PEDAL (B)

A double ended operating pedal

Add suffix **B** to catalogue reference

